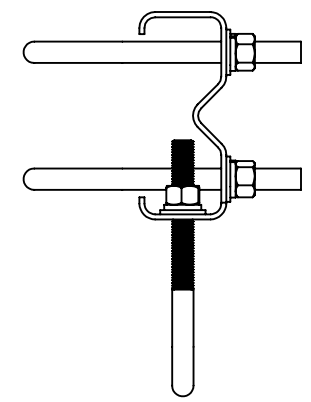
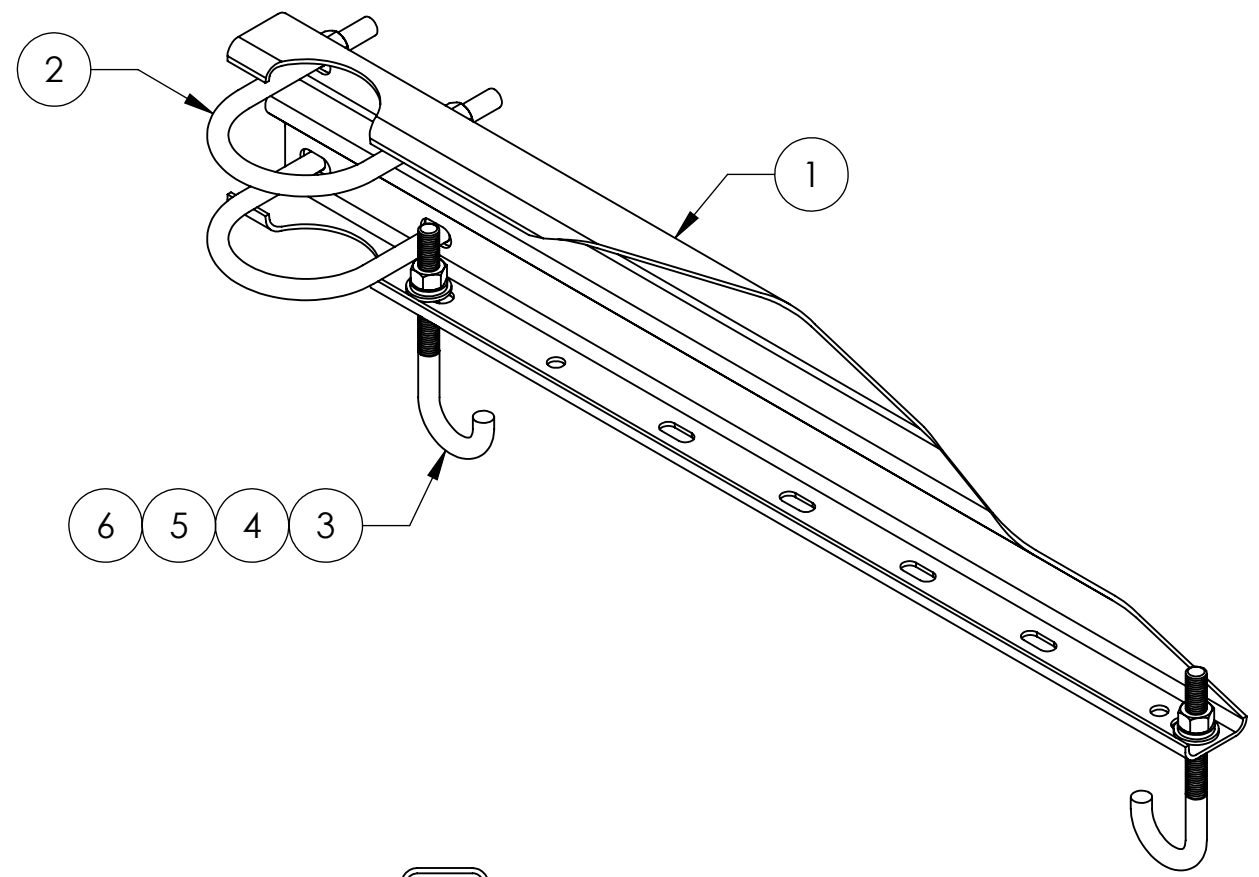
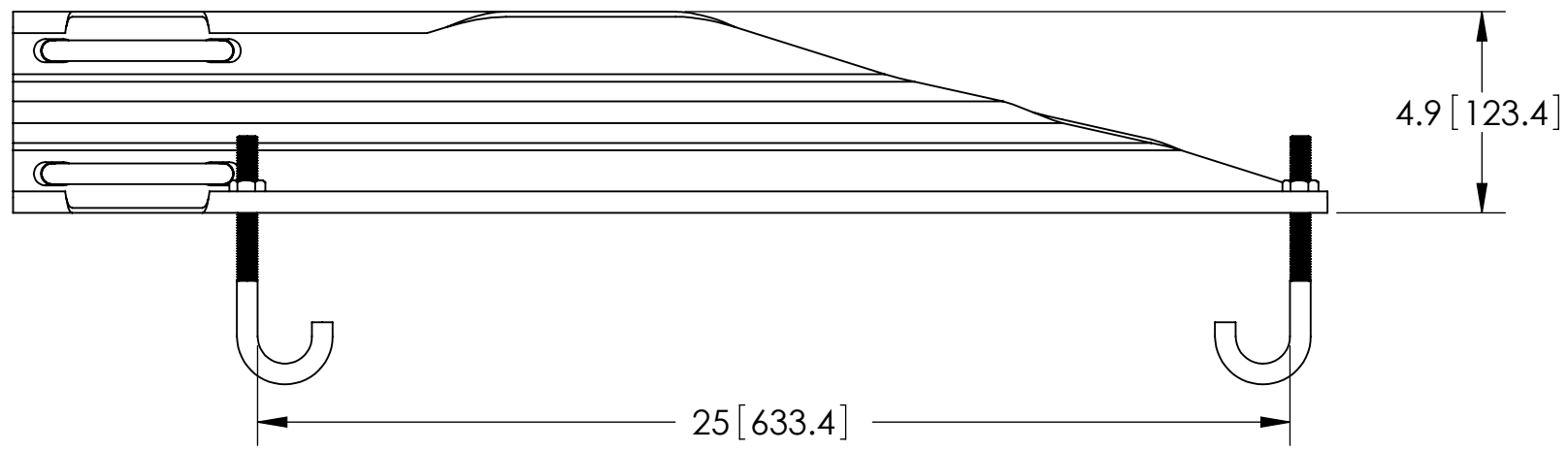
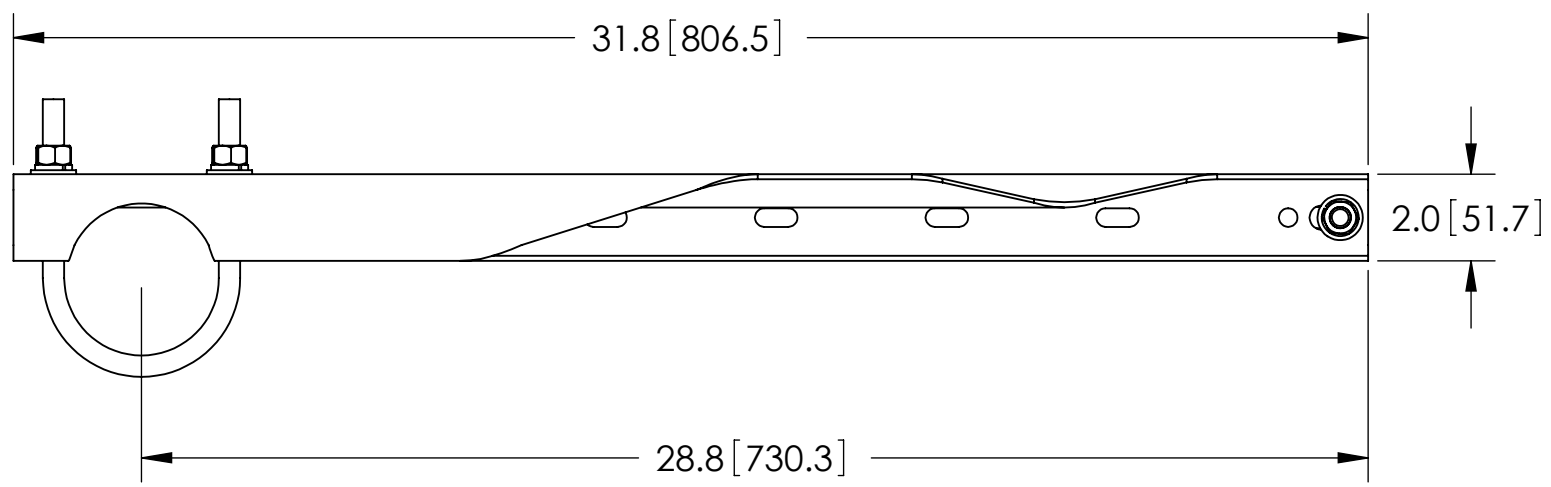


ITEM	PART NO.	DESCRIPTION	QTY.	WEIGHT
1	WBLB243.08	24" WAVEGUIDE BRIDGE SUPPORT BRACKET	1	7.14 LBS
2	GUB-4356	1/2" X 3-5/8" X 6" GALV U-BOLT KIT	2	0.83 LBS
3	WBJB6	1/2" J-BOLT	2	0.41 LBS
4	GWF-04	1/2" GALV FLAT WASHER	2	0.01 LBS
5	GWL-04	1/2" GALV LOCK WASHER	2	0.01 LBS
6	GN-04	1/2" GALV HEX NUT	2	0.02 LBS

REVISIONS				
REV.	ZONE	DESCRIPTION	BY	DATE
A		INITIAL RELEASE	WLJ	11/11/99
B		PART NUMBER CHANGE	MLL	12/29/99
C		REVISED & REDRAWN	JTS	08/22/00
D		REVISED & REDRAWN	MA	05/07/01
E		REDESIGNED FOR FORM, FIT & FUNCTION	CAM	02/11/02
F		NEW DESIGN WITH WBLB243.06 CHANNEL	ACG	10/08/02
G		REPLACE WBLB243.06 WITH WBLB243.08	ACG	01/30/08
H		CHANGE DIMENSION CALLOUTS	MSM	2/13/08
J		CORRECT PART NUMBER CALL-OUT	MSM	08/08/08



TALLEY
 You Connect the World. We Make it Easy.®

NOTES:
 1. ALL METRIC DIMENSIONS ARE IN BRACKETS.

These drawings and specifications are the proprietary property of ANDREW CORPORATION and may be used only for the specific purpose authorized in writing by Andrew Corporation. ALL DIMENSIONS ARE IN INCHES U.O.S. TOLERANCES UNLESS OTHERWISE SPECIFIED: .X = ± .06 ANGLES ±2° .XX = ± .03 FRACTIONS ±1/32 .XXX = ± .010 REMOVE BURRS AND BREAK EDGES .005 DO NOT SCALE THIS PRINT	DRAWN BY: ACG	SHEET: 1 of 1	PART NUMBER: WB-LB24-3
	CHECKED BY: TP	SCALE: NTS	DESCRIPTION: 24" WAVEGUIDE BRIDGE SUPPORT KIT
	DATE: 03/08/05	MATERIAL: A36	DRAWING TYPE: ASSEMBLY DRAWING
	REVISION: J	FINISH: GALV A123	WEIGHT: 10.07 LBS