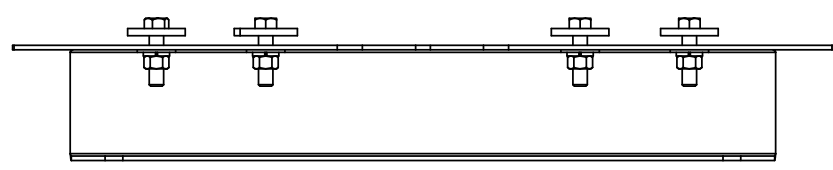
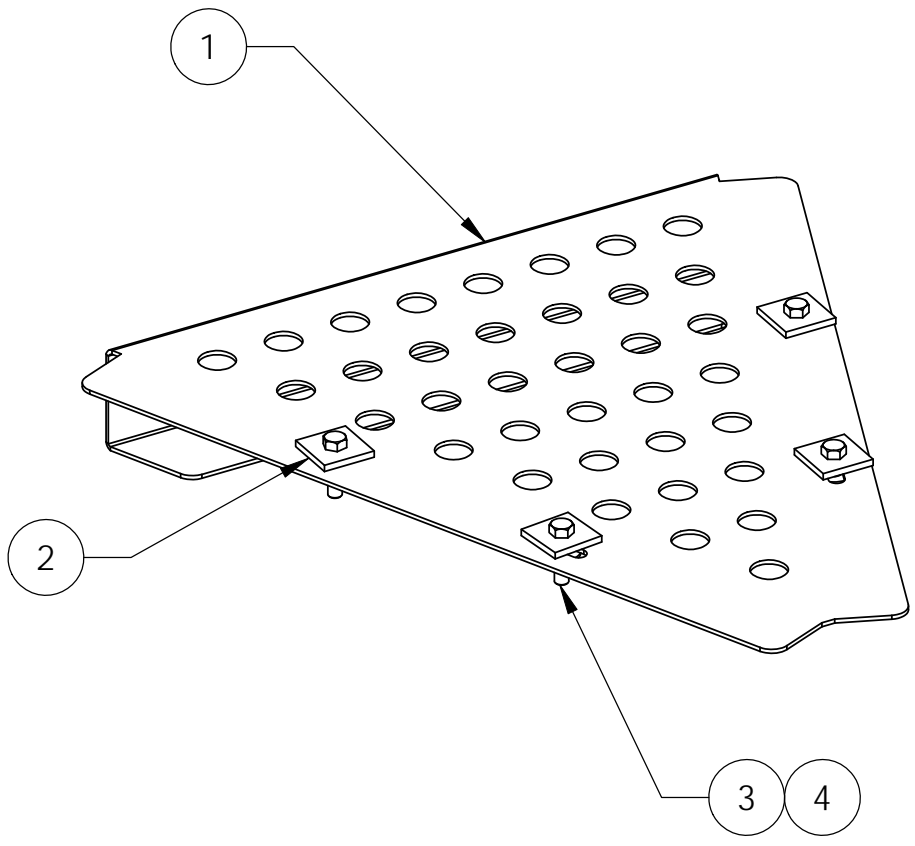
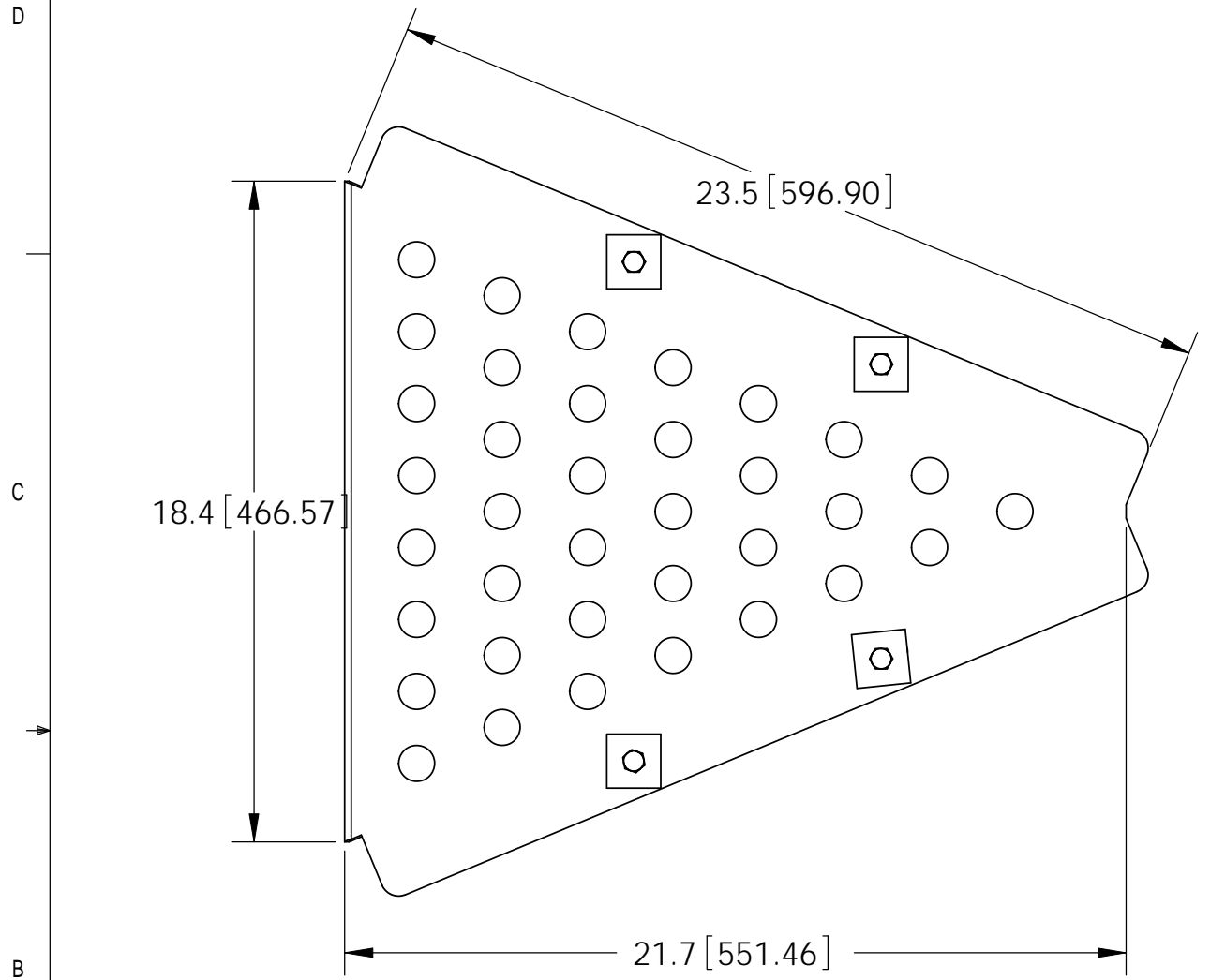


ITEM	PART NO.	DESCRIPTION	QTY.	WEIGHT
1	WBCF4512	24" 45° CORNER FILLER	1	11.96 LBS
2	MT-387	SQUARE WASHER, 1-1/2" X 1-1/2" W/ 7/16" HOLE	4	0.11 LBS
3	GB-03145	3/8" X 1-1/2" GALV BOLT KIT	4	0.07 LBS
4	GWF-03	3/8" GALV FLAT WASHER	4	0.01 LBS

REVISIONS				
REV.	ZONE	DESCRIPTION	BY	DATE
A		INITIAL RELEASE	ACG	02/20/03
B		REDRAWN IN SOLIDWORKS	AW	03/03/08
C		INITIAL RELEASE	MSM	07/09/12



TALLEY
 You Connect the World. We Make it Easy.®

NOTES:
 1. ALL METRIC DIMENSIONS ARE IN BRACKETS.

These drawings and specifications are the proprietary property of CommScope Inc. and may be used only for the specific purpose authorized in writing by CommScope Inc. ALL DIMENSIONS ARE IN INCHES U.O.S. TOLERANCES UNLESS OTHERWISE SPECIFIED: .X = ± .12 ANGLES ±2° .XX = ± .06 FRACTIONS ±1/32 .XXX = ± .031 REMOVE BURRS AND BREAK EDGES .005 DO NOT SCALE THIS PRINT	DRAWN BY: DRR	SHEET: 1 of 1	PART NUMBER: WB-CF45
	CHECKED BY: TP	SCALE: NTS	DESCRIPTION: 24" 45° CORNER FILLER
	DATE: 06/26/12	MATERIAL: A36	DRAWING TYPE: ASSEMBLY DRAWING
	REVISION: C	FINISH: GALV A123	COMMSCOPE Hickory, NC 28602 U.S.A.
		WEIGHT: 12.82 LBS	