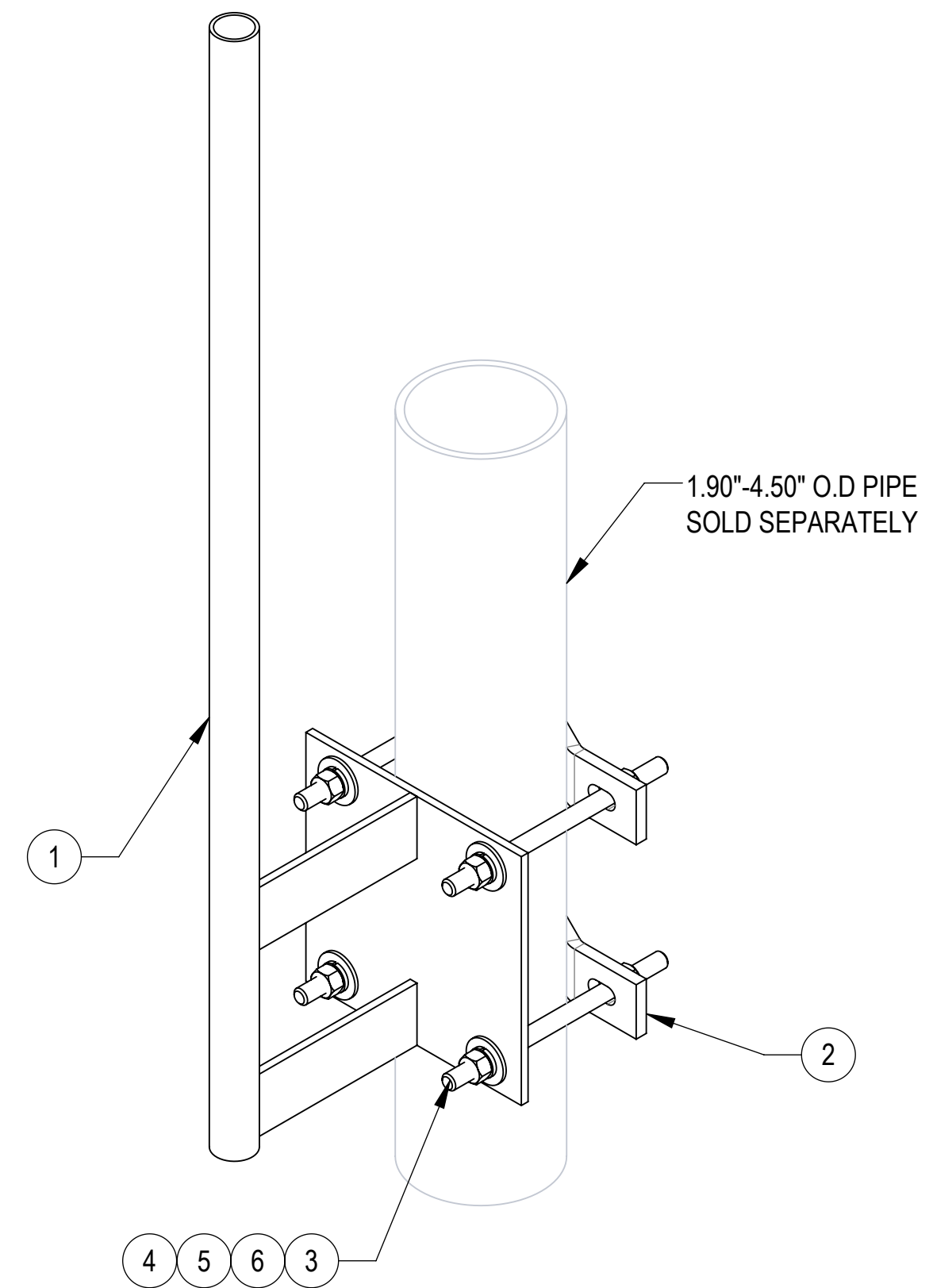
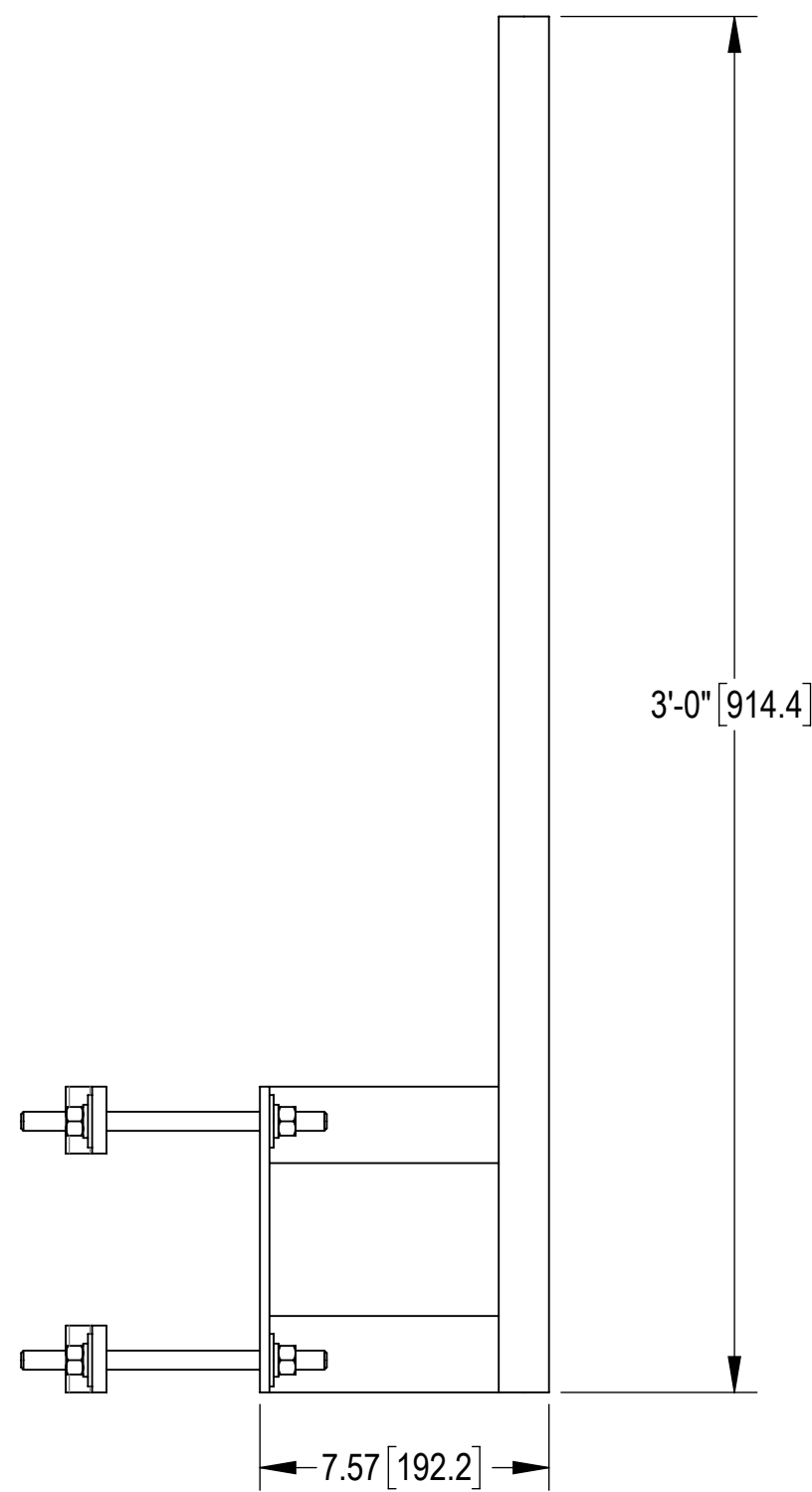
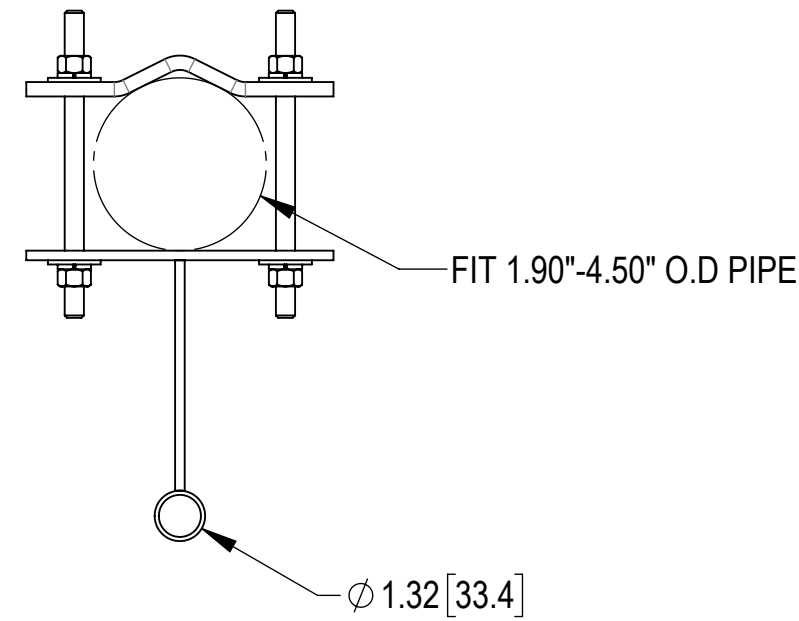


- 1.0 GENERAL NOTES
 - 1.1 ALL METRIC DIMENSIONS ARE IN BRACKETS [X. X]
 - 1.2 FOR PATENT INFO: <https://www.adwpat.com>
- 2.0 DESIGN NOTES
 - 2.1 ITEM 7 FOR WALL MOUNTING
- 3.0 MANUFACTURING/SPECIAL REQUIREMENTS
 - 3.1 TIGHTEN ALL BOLTS SECURING FLAT PLATES BY THE TURN-OF-NUT METHOD.
- 4.0 TEST
- 5.0 PACKAGING
 - 5.1 PACKAGING SHALL MEET ANDREW REQUIREMENTS PER DOCUMENT IS-PL-3005
 - 5.2 PRINTED DOCUMENT TO BE PLACED INSIDE POLYBAG AND THEN IN SHIPPING CONTAINER
 - 5.3 EXTRA HARDWARE MAY BE SUPPLIED, BAGGED AND SHIPPED

REVISIONS			
REV.	DESCRIPTION	DATE	APPROVED
A	INITIAL RELEASE	MSM 12JAN12	TP
B	UPDATED DRAWING FORMAT TO NEW	LL1090 20OCT25	BA1025 50105443AMO



COMPONENT PART NUMBERS PROVIDED FOR ASSEMBLY PURPOSES;
INDIVIDUAL COMPONENTS MAY BE SHIPPED AS PARTS WITHIN AN INCLUDED KIT.

ITEM	PART NO.	DESCRIPTION	QTY.	WEIGHT	NOTE NO.
1	MTC3329W01	GPS BRACKET WELDMENT	1	10.24 LBS	
2	MTC3329W02	CLAMP HALF, 1.9\"/>			

DENSITY		lbs/in ³
MASS	16.65	lbs
VOLUME	59.08	in ³
SURFACE AREA	701.72	in ²
HEIGHT	36.0"	
LENGTH	13.9"	
WIDTH	8.0"	



TOLERANCES		SAP MATERIAL MASTER
1 PLACE .X[X] ± 0.12[3.0]	3 PLACE .XXX[X] ± 0.03[0.8]	GPS-U
2 PLACE .XX[X] ± 0.06[1.5]	ANGLES ± 2°	

FINISH	MATERIAL

UNLESS OTHERWISE SPECIFIED DIMENSIONS ARE IN INCHES INTERPRET PER ANSI Y 14.5M-1994	NAME	DATE	TITLE
	CE MSM	12JAN12	GPS MOUNT KIT
	RW LL1090	10/21/2025	
	AD YMENG	10/26/2025	SCALE
RE YMENG	10/27/2025	1:4	GPS-U
ECN 50105443AMO			

SIZE	Auth Group	INSL	MODEL	DRAWING			SHEET		
C			VERSION	STATUS	REVISION	VERSION	STATUS	REVISION	1 OF 1
			01	RE	B	01	RE	B	

Confidential