

1.0 GENERAL NOTES

- 1.1 ALL METRIC DIMENSIONS ARE IN BRACKETS [X. X]
- 1.2 FOR PATENT INFO: <https://www.adwpat.com>

2.0 DESIGN NOTES

- 2.1 ANY HAZARDS OR OBSTRUCTIONS TO THE CLIMBING FACILITY AND SAFETY CLIMB MUST BE IDENTIFIED PRIOR TO INSTALLING THE APPURTENANCE. ADDITIONAL PRODUCTS MAY BE REQUIRED TO MAINTAIN THE INTEGRITY OF THE SAFETY CLIMB. DURING INSTALLATION, TEMPORARY AND/OR PERMANENT PRECAUTIONARY MEASURES SHOULD BE TAKEN TO PRESERVE THE CLIMBING FACILITY AND/OR SAFETY CLIMB.

3.0 MANUFACTURING/SPECIAL REQUIREMENTS

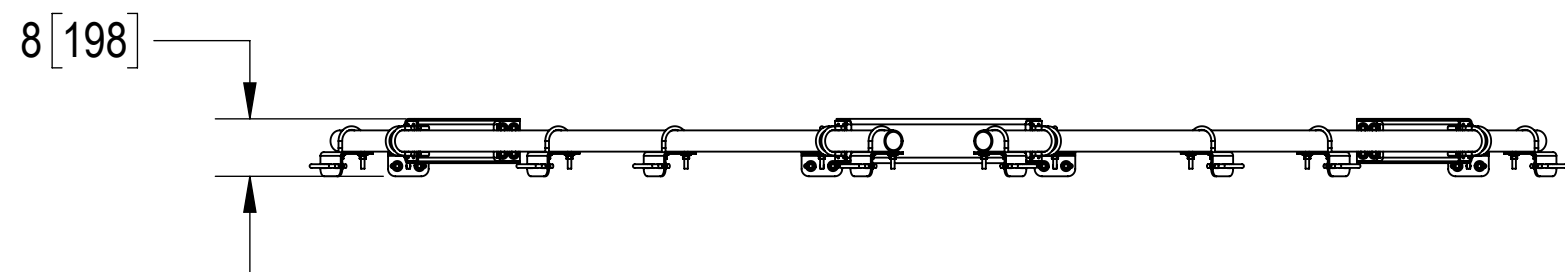
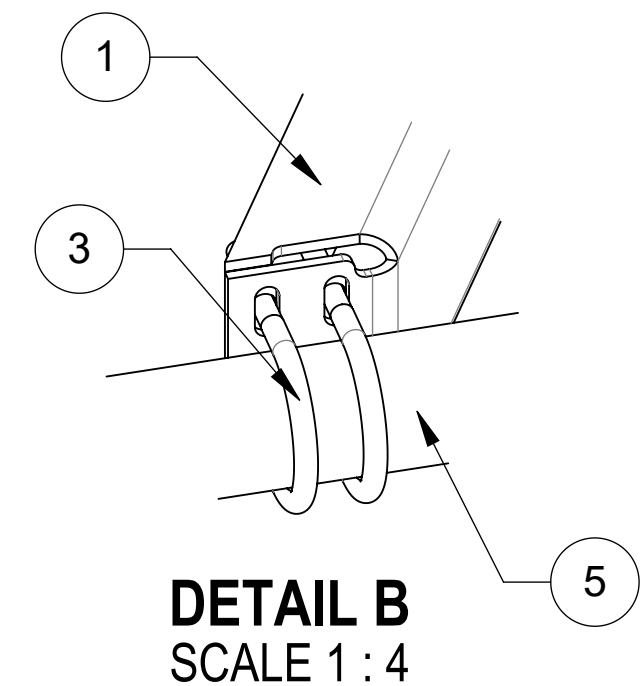
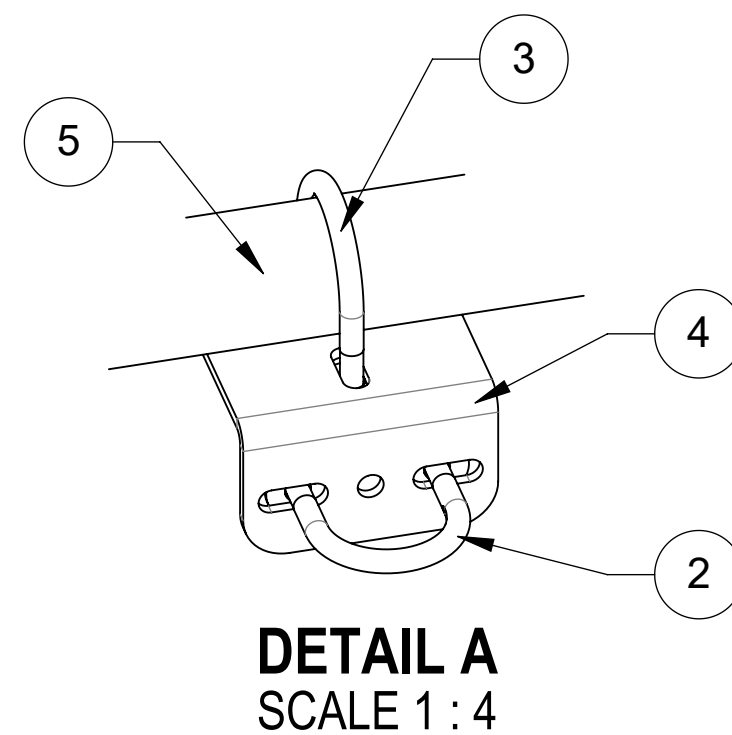
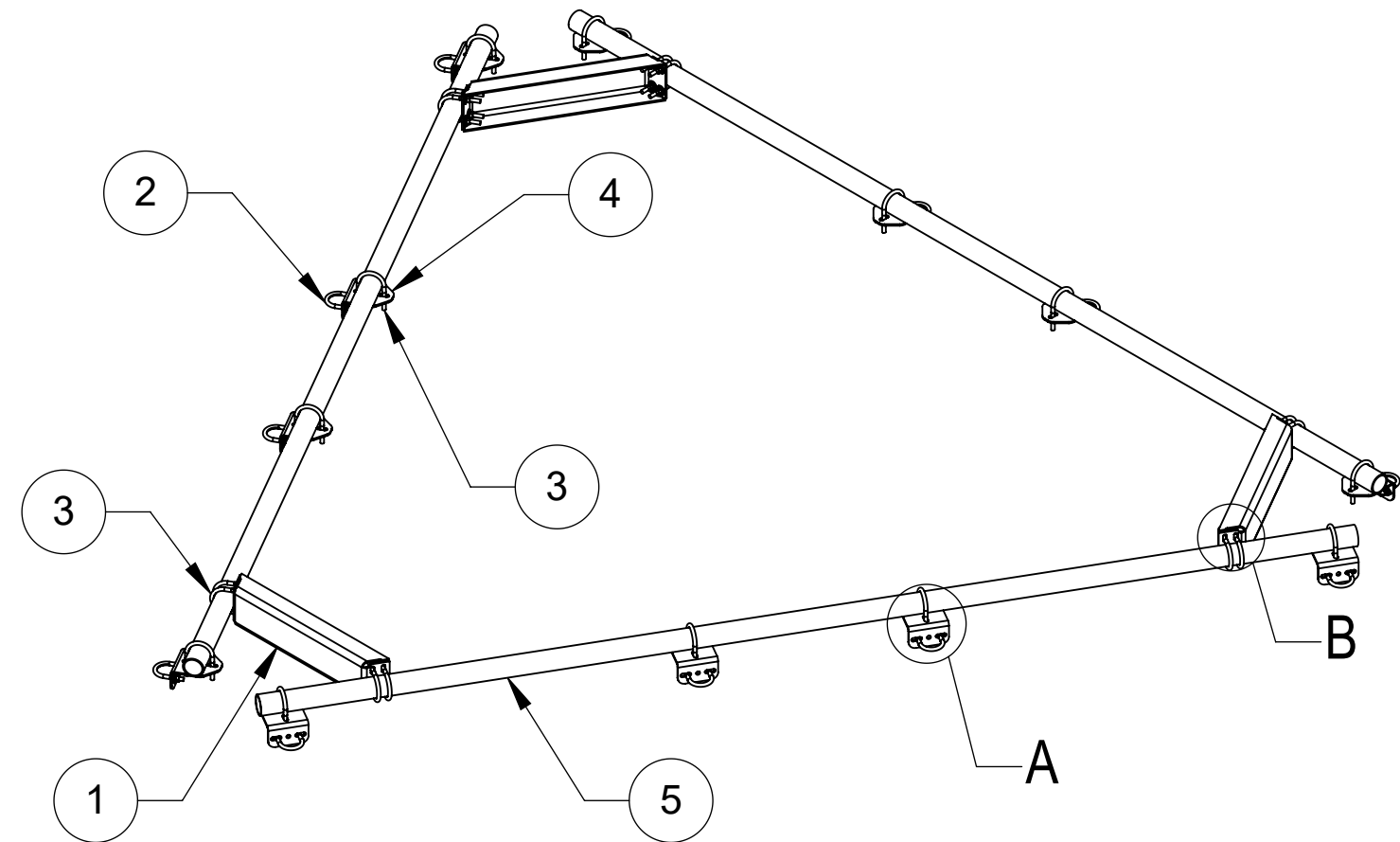
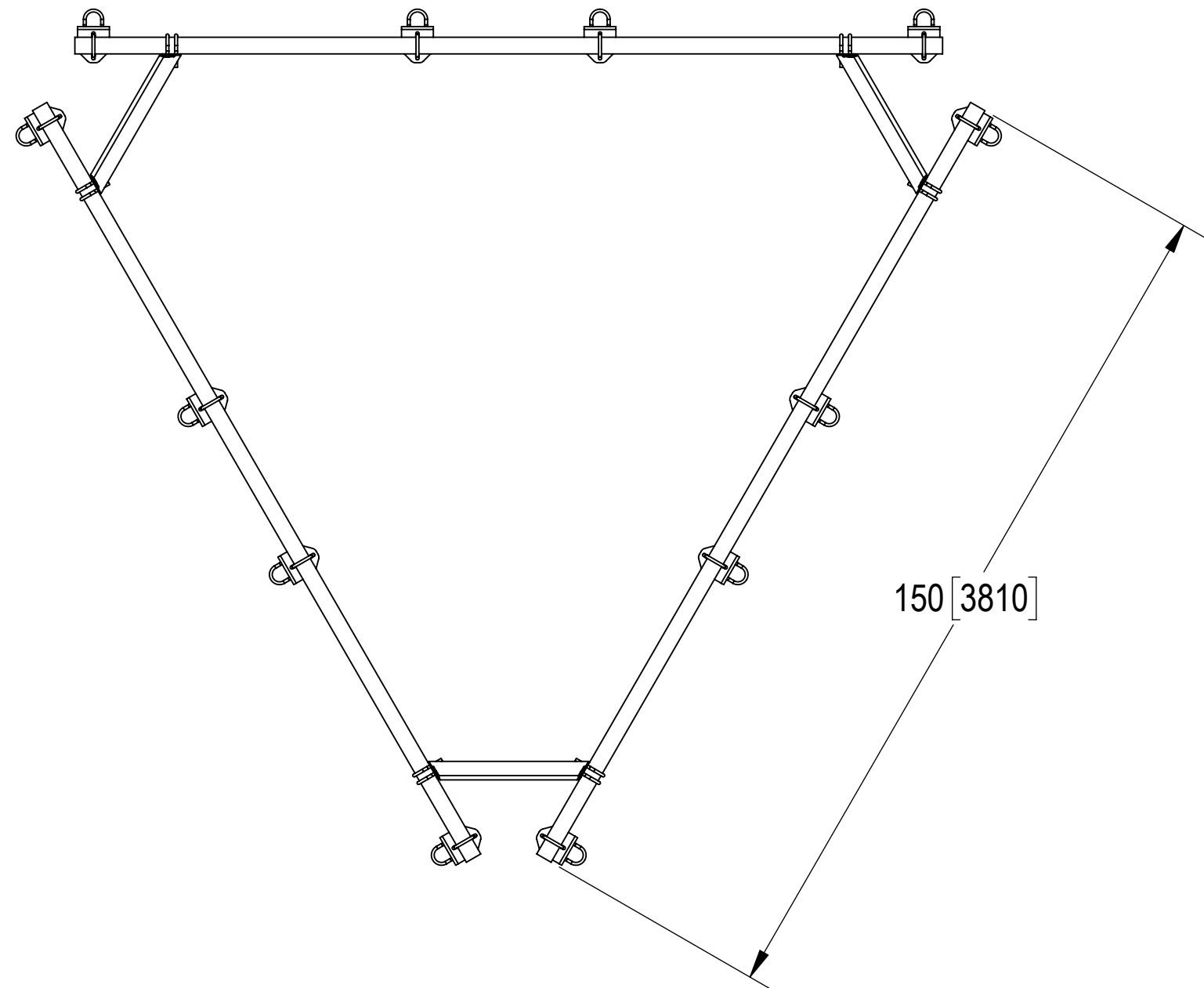
- 3.1 TIGHTEN ALL BOLTS SECURING FLAT PLATES BY THE TURN-OF-NUT METHOD. TIGHTEN ALL U-BOLTS USING TURN-OF-NUT METHOD WITH ATTENTION TO LEAVE EQUAL DISTANCE AND EQUAL FORCE ON EACH LEG OF THE U-BOLT.

4.0 TEST

5.0 PACKAGING

- 5.1 PACKAGING SHALL MEET ANDREW REQUIREMENTS PER DOCUMENT IS-PL-3005
- 5.2 PRINTED DOCUMENT TO BE PLACED INSIDE POLYBAG AND THEN IN SHIPPING CONTAINER
- 5.3 EXTRA HARDWARE MAY BE SUPPLIED, BAGGED AND SHIPPED

| REVISIONS | | | |
|-----------|------------------------|-------------------|-----------------------|
| REV. | DESCRIPTION | DATE | APPROVED |
| A | INITIAL RELEASE | RJC 06MAR18 | 8000028745 |
| C | UPDATED DRAWING FORMAT | YX1027 13AUG25 | BA1025 50104394AMO |



COMPONENT PART NUMBERS PROVIDED FOR ASSEMBLY PURPOSES;
INDIVIDUAL COMPONENTS MAY BE SHIPPED AS PARTS WITHIN AN INCLUDED KIT.

| ITEM NO. | PART NUMBER | DESCRIPTION | QTY. | WEIGHT | NOTE NO. |
|----------|-------------|--|------|-----------|----------|
| 1 | MT19525 | CORNER WELDMENT FOR MT-195 | 3 | 22.11 LBS | |
| 2 | GUB-4240 | 1/2" X 2-1/2" X 4" GALV U-BOLT | 12 | 0.56 LBS | |
| 3 | GUB-4352 | 1/2" X 3" X 5-1/4" GALV U-BOLT | 24 | 0.71 LBS | |
| 4 | XAU01 | ANGLE, CROSSOVER, 1.9-3.5" X 1.9-3.5" OD | 12 | 2.98 LBS | |
| 5 | MT-546-150 | PIPE, 2.875"OD X 150" | 3 | 72.67 LBS | |

| | | |
|--------------|----------|---------------------|
| DENSITY | 350.81 | lbs/in ³ |
| MASS | | lbs |
| VOLUME | 1236.15 | in ³ |
| SURFACE AREA | 11862.73 | in ² |
| HEIGHT | 8" | |
| LENGTH | 170" | |
| WIDTH | 148" | |

Confidential

| | | | | | | | | |
|---|-------------------|---------------------|---|--------------------|---------|--------|----------|--------|
| TOLERANCES | | SAP MATERIAL MASTER | | | | | | |
| 0 PLACE | X[X] ± 0.25[6.3] | 2 PLACE | .XX[X] ± 0.06[1.5] | | | | | |
| 1 PLACE | .X[X] ± 0.12[3.0] | ANGLES | ± 2° | | | | | |
| FINISH | | MATERIAL | | | | | | |
| | | MT-195-12HD | | | | | | |
| UNLESS OTHERWISE SPECIFIED DIMENSIONS ARE IN INCHES INTERPRET PER ANSI Y 14.5M-1994 | NAME | DATE | TITLE | | | | | |
| | CE YX1027 | 13AUG25 | HANDRAIL KIT, 12' FACE, HD, MONOPOLE PLT | | | | | |
| | RW YX1027 | 08/13/2025 | | | | | | |
| | AD YMENG | 08/15/2025 | SCALE | DOCUMENT NO. | | | | |
| | RE YMENG | 08/15/2025 | 1:20 | MT-195-12HD | | | | |
| ECN 50104394AMO | | | | | | | | |
| SIZE | Auth Group | INSL | MODEL | | | | | |
| C | | VERSION | STATUS | REVISION | VERSION | STATUS | REVISION | SHEET |
| | | 03 | RE | D | 01 | RE | C | 1 OF 1 |